

# Williams Table-Linen Matrix



1. At the top of the matrix, locate the table size you will be using.
2. Then follow down the column until you locate the desired effect you want the linen to produce.
3. Staying in the proper column, move across to the far left side of the matrix.
4. You have now located the linen size to order for the desired table and effect you want.

Table Size	72" Round	60" Round	54" Round	48" Round	36" Round	36" Round Cocktail	24" Round Cocktail	8' x 40"	8' x 30"	6' x 30"	4' x 30"
Linen Size	Round	Round	Round	Round	Round	Round Cocktail	Round Cocktail	8' x 40"	8' x 30"	6' x 30"	4' x 30"
<b>90" Round</b>	9" Drop	15" Drop	18" Drop	21" Drop	27" Drop						*F & B: Full Drop Ends: 21" Drop
<b>108" Round</b>	18" Drop	24" Drop	27" Drop	Full Drop	6" Over		Full Drop				*F & B: 9" Over Ends: Full
<b>120" Round</b>	24" Drop	Full Drop	3" Over	6" Over	12" Over	Full Drop					*F & B: 15" Over Ends: 6" Over
<b>132" Round</b>	Full Drop	6" Over	9" Over	12" Over	18" Over						*F & B: 21" Over Ends: 12" Over
<b>60" x 120" Banquet</b>								F & B: 10" Drop Ends: 12" Drop	F & B: 15" Drop Ends: 12" Drop	F & B: 15" Drop Ends: 24" Drop	F & B: 15" Drop Ends: 6" Over
<b>90" x 132" 6' Drape</b>								F & B: 25" Drop Ends: 18" Drop	F & B: Full Drop Ends: 18" Drop	Full Drop	F & B: Full Drop Ends: 12" Over
<b>90" x 156" 8' Drape</b>								F & B: 25" Drop Ends: Full Drop	Full Drop	F & B: Full Drop Ends: 12" Over	F & B: Full Drop Ends: 24" Over
<b>54" Square</b>	**Top Cloth	**Top Cloth				**Overlay	**Overlay	**Overlay	**Overlay	**Overlay	**Overlay
<b>72" Square</b>	**Top Cloth	**Overlay				**Overlay	**Overlay	**Overlay	**Overlay	**Overlay	F & B: 21" Drop Ends: 12" Drop
<b>84" Square</b>	**Overlay	**Overlay				**Overlay	**Overlay	**Overlay	**Overlay	**Overlay	F & B: Full Drop Ends: 18" Drop
<b>90" Square</b>	**Overlay	**Overlay				**Overlay	**Overlay	**Overlay	**Overlay	**Overlay	F & B: Full Drop Ends: 21" Drop

\* F & B—Front and Back | Due to the shape of the linen only part of the linen will drop the length in which stated

\*\* Top Cloth—only partially covers the top portion of table | Overlay—covers the entire top portion of table and corners hang over



132" rd.



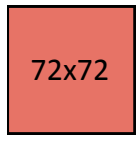
120" rd.



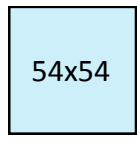
108" rd.



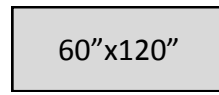
90" rd.



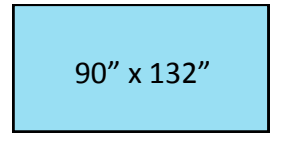
72x72



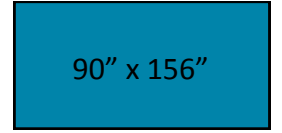
54x54



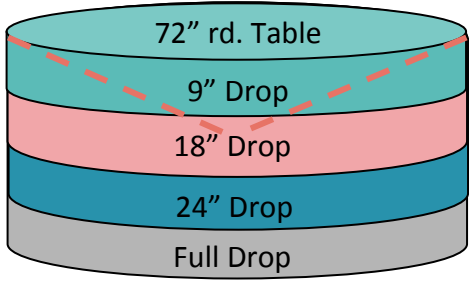
60"x120"



90" x 132"



90" x 156"



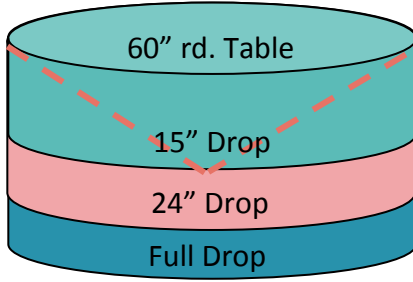
72" rd. Table

9" Drop

18" Drop

24" Drop

Full Drop

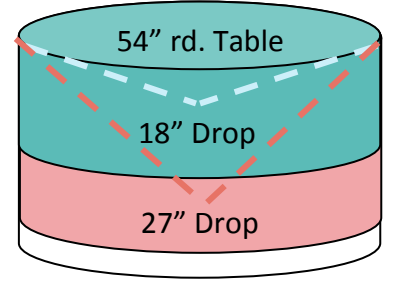


60" rd. Table

15" Drop

24" Drop

Full Drop

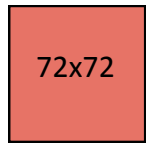


54" rd. Table

18" Drop

27" Drop

Full Drop



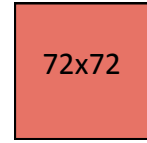
72x72

14" Drop



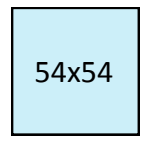
72x72

20" Drop



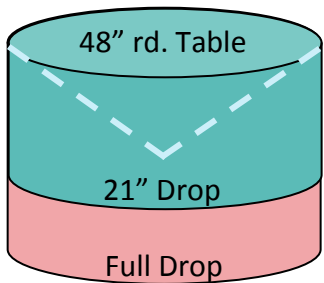
72x72

23" Drop



54x54

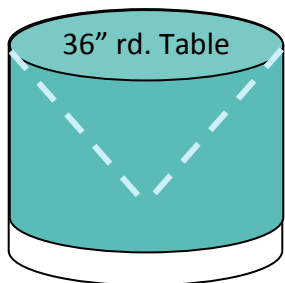
11" Drop



48" rd. Table

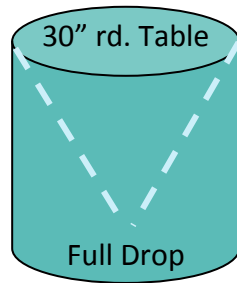
21" Drop

Full Drop



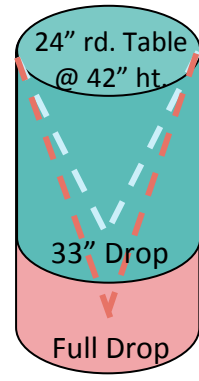
36" rd. Table

Full Drop



30" rd. Table

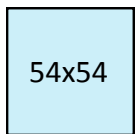
Full Drop



24" rd. Table  
@ 42" ht.

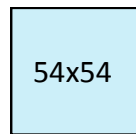
33" Drop

Full Drop



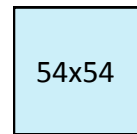
54x54

14" Drop




54x54

20" Drop



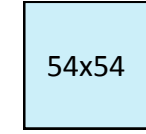
54x54

23" Drop



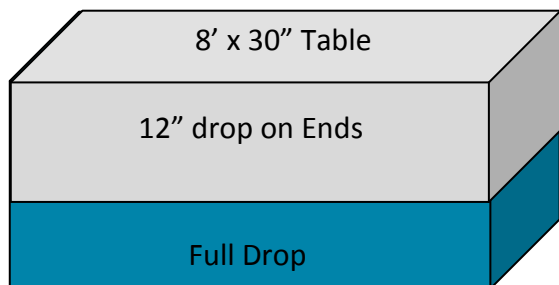
72x72

38" Drop



54x54

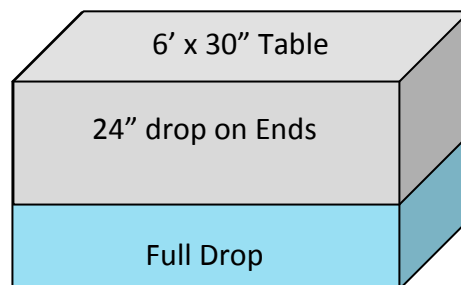
26" Drop



8' x 30" Table

12" drop on Ends

Full Drop



6' x 30" Table

24" drop on Ends

Full Drop